








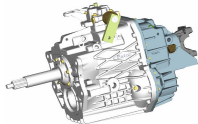


Transmissões Leves	MODELO DA TRANSMISSÃO	TORQUE 	REDUÇÃO 	COMPRIMENTO 	PESO 	CAP. ÓLEO 
	 FSO-1305	217 - (160 Lb.ft)	4,68:0,80	778	45	2,2
	 FSO-2405	340/530 - (390 Lb.ft)	4,08:0,72	672	57	4,6
	 FS-2305	407 - (300 Lb.ft)	6,80:1,00	392	66	3,5
	 FSO-4405	580 - (428 Lb.ft)	5,76:0,77	510	74	4,6
	 FSO-4505	600 - (442 Lb.ft)	5,78:0,77	515	77	4,6